

DARNYTSIA:

**modernity,
constant growth and care**

2025



DARNYTSIA: FACTS & FIGURES

LEADERSHIP

- Market share in volume is **14.66%**, 2024.
- Every **6th** packages on the Ukrainian pharmacies' shelves.
- Market share in value is **5.52%**, 2024.

PRODUCTION

- Production of ampoules, infusions, tablets, semi-solid and liquid forms, sterile antibiotics.
- **146.5M** packages of medicinal products were produced in 2024.

INNOVATIONS

- Strong R&D Potential:
88 launches in 2019-2024 (including 13 in 2024),
60+ products in the development portfolio.
- Focus on launching **complex generics**.
- Darnytsia - recipient of mRNA technology from the WHO mRNA technology transfer hub.
- Currently, clinical development of **4 new products** is underway, with **8 clinical studies** to be completed involving reputable CROs.
- More than **15 new clinical development** projects are planned over the next 3 years.
- **Investments** in new product development in 2024 amounted to **≈6 M €***.

CERTIFICATION

- Modern production facilities certified according to **GMP standards** of Ukraine, EU countries, Australia, EAEU
- **ISO 22000** Food Safety Management Systems – Requirements for any organization in the food chain
- **ISO 14001** Environmental Management System
- **ISO 45001** Occupational Health and Safety Management System"

BIG BUSINESS

- **95 years** on the market
- **1200+** employees
- Included in the ranking of **the largest Ukrainian businesses** (Forbes, 2024)
- A **key taxpayer** in the pharmaceutical industry: approximately **≈13.6 M €*** in taxes paid in 2024

ACTIVE PRODUCT LINE

186
brands

393
SKUs

OTC 26 brands | 78 SKU

RX 47 brands | 112 SKU

CBG* 113 brands | 203 SKU

DOSAGES & FORMS

PARENTERAL LIQUID



Solutions for injections

Infusion solutions

Sterile powders for injection and infusion solutions

DOSAGE FORMS FOR TOPICAL USE



Solutions for external use

Shampoos

Eye/ear/nasal drops

Sprays

SOLID AND LIQUID DOSAGE FORMS FOR ORAL USE



Tablets (coated tablets; film coated tablets; orally disintegrating tablets; effervescent tablets)

Capsules

Lozenges and chewable tablets

Powders and granules in sachets

Oral solutions and drops

Syrup

SEMI-SOLID FORMS



Ointments

Creams

Gels

RAW MATERIALS OF THE HIGHEST STANDARDS

170+

active pharmaceutical ingredients
(APIs) in the company's active
portfolio of medicinal products

QUALITY OF RAW MATERIALS



Complies with GMP requirements and is confirmed by audits of all sites of our API manufacturers.



The raw materials comply with the requirements of the European Pharmacopoeia (EP), the United States Pharmacopoeia (USP), the British Pharmacopoeia (BP) etc.

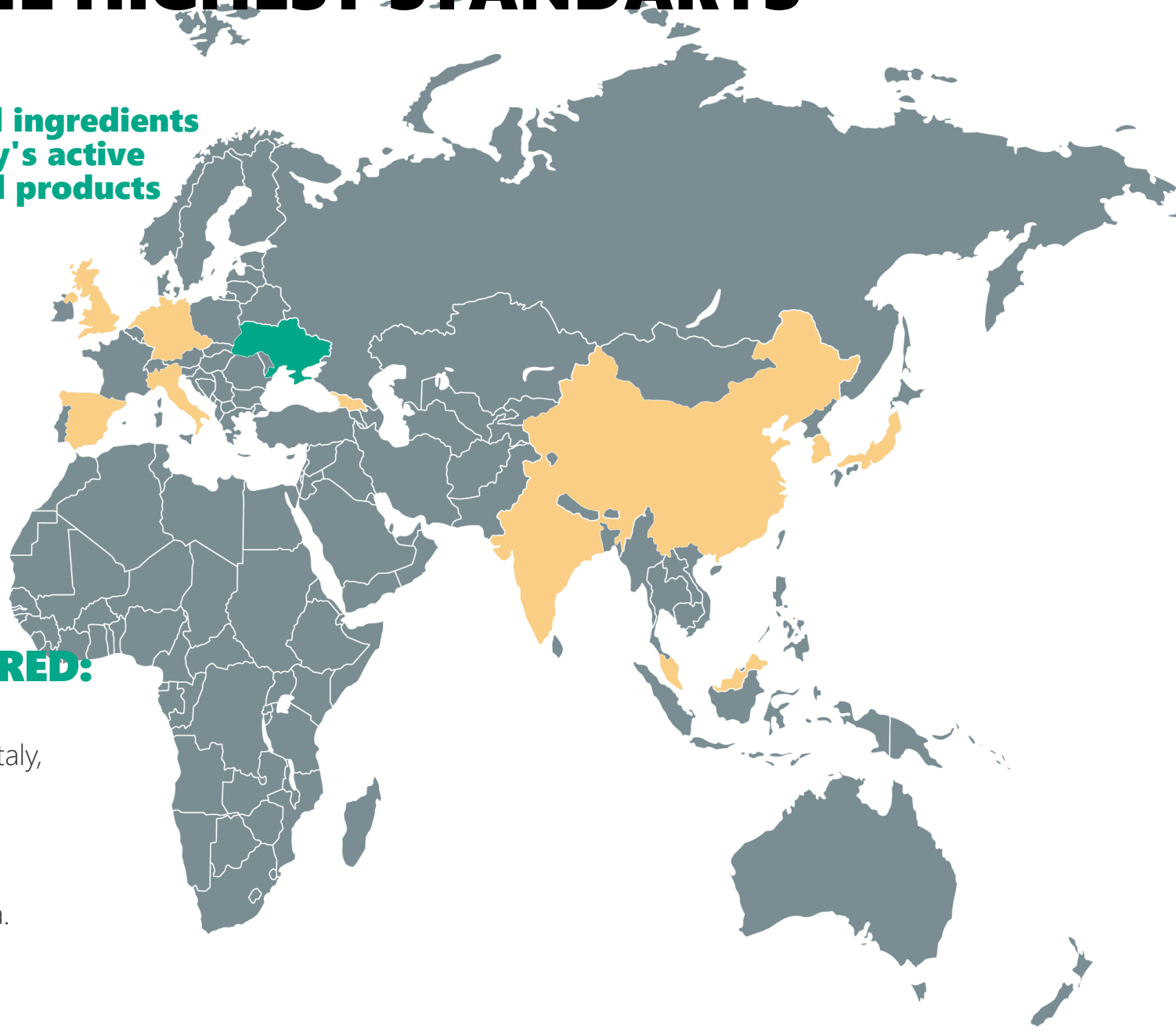
RAW MATERIALS ARE MANUFACTURED:

80%

Europe:
Germany, United Kingdom, Netherlands, Italy,
Spain, Czech Republic, Georgia, Ukraine.

20%

Asia-Pacific Region:
Japan, South Korea, Malaysia, China, India.



PRODUCT LAUNCHES

2024

13 BRANDS (23 SKUs)

- 7 brands of our own development (16 SKUs)
- 6 brands on licensing terms (7 SKUs)

2025-
2029

62 BRANDS (100 SKUs)

- 43 brands of our own development (69 SKUs)
- 19 brands on licensing terms (31 SKUs)

CBG



Rx



OTC








GMP CERTIFICATION

- PIC/S GMP certificates issued by the State Service of Ukraine on Medicines and Drugs Control.
- EU GMP for ampoules, infusions and solid dosage productions.
- Certification of **Australia** for compliance with GMP requirements (TGA GMP Clearance) for ampoule and infusion shops.



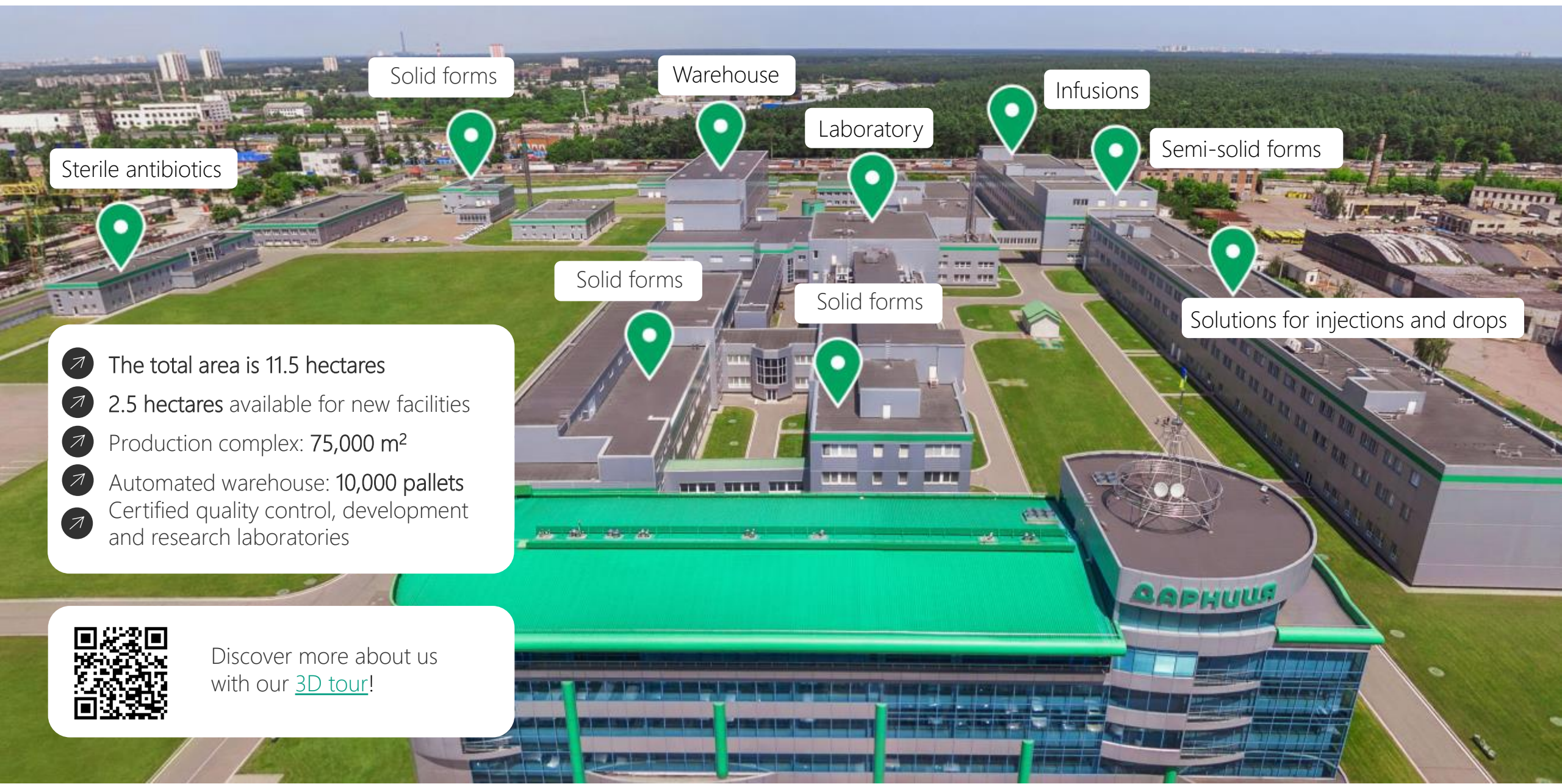
CLINICAL TRIALS IN 2024

Completed Bioequivalence Clinical Studies of Products by Therapeutic Area	Number of projects
 Medicines Affecting the Blood System	3
 Cardiovascular drugs	1
 Painkillers	1
TOTAL	5

We conduct bioequivalence studies at meticulously inspected and reputable contract research organizations (CROs), such as Anapharm Bioanalytics, IPRC, PRU, QPS, Quinta Analytica, etc.

The geographical diversity of CROs ensures the continuity of the clinical development process during restrictions related to pandemic risks and war.

MANUFACTURING FACILITIES



Solid forms

Warehouse

Infusions

Laboratory

Semi-solid forms

Sterile antibiotics

Solid forms

Solid forms

Solutions for injections and drops

- The total area is 11.5 hectares
- 2.5 hectares available for new facilities
- Production complex: 75,000 m²
- Automated warehouse: 10,000 pallets
- Certified quality control, development and research laboratories



Discover more about us
with our [3D tour!](#)

22

COUNTRIES AROUND THE WORLD HAVE ACCESS TO OUR PRODUCTS

Darnytsia is present both with its own brands and through contract manufacturing



Asia-Pacific Region:
Australia, Vietnam, Malaysia, New Zealand, Singapore



MENA:
Iraq, Israel, Yemen



Europe:
Bosnia and Herzegovina, Latvia, Lithuania, Poland, Moldova



Asia and the Caucasus:
Azerbaijan, Armenia, Georgia, Kazakhstan, Kyrgyzstan, Mongolia, Tajikistan, Turkmenistan, Uzbekistan



2024:



10 medicinal products have been registered outside Ukraine



Entered the markets of 6 new countries

2025-2027:



Europe:
United Kingdom, Serbia, Croatia



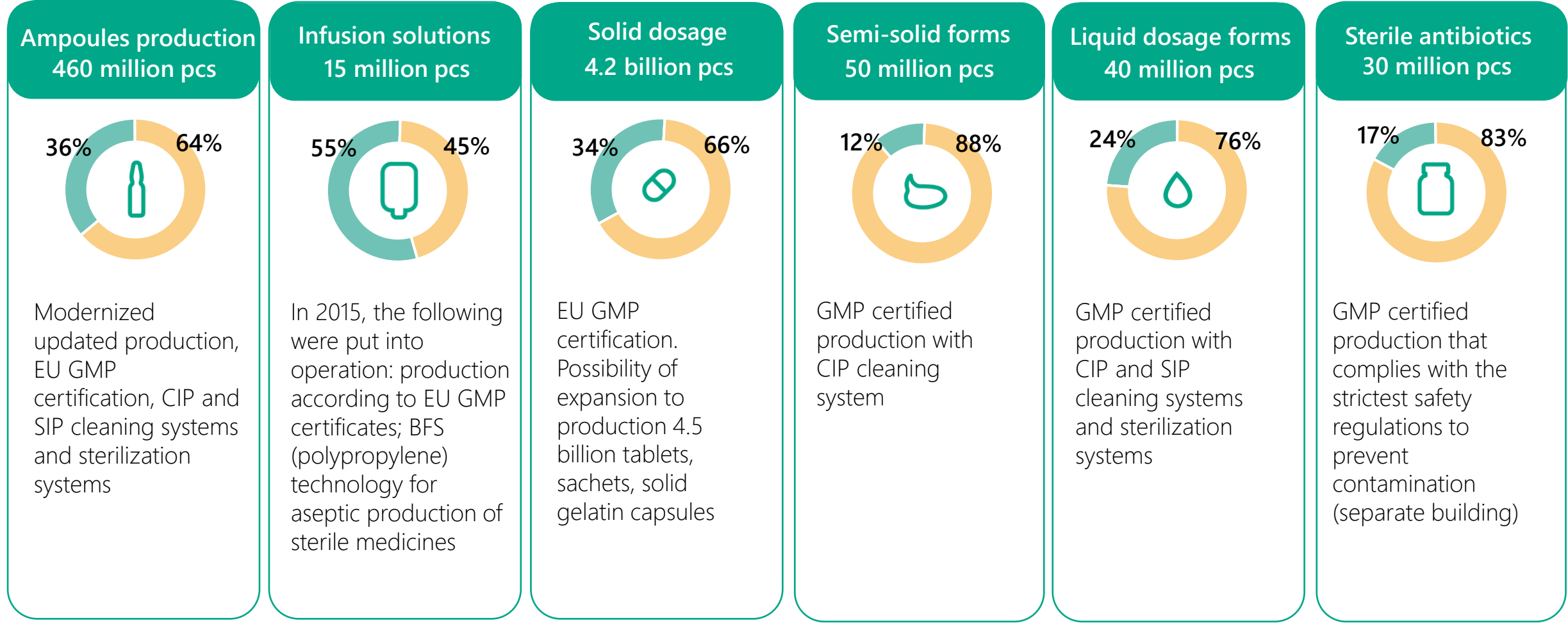
MENA:
Libya, Saudi Arabia



Africa:
Botswana, Zimbabwe, Zambia, Namibia, South Africa

PRODUCTION POTENTIAL





MODERN PRODUCTION PLATFORM



 Production facilities

 Production 2024

PARTNERSHIPS WITH LEADERS

TECHNOLOGIES		DIGITAL SOLUTIONS	R&D	REGULATION
				
				
			 	
		 		

SUSTAINABLE DEVELOPMENT

WE INTEGRATE THE PRINCIPLES OF SUSTAINABLE DEVELOPMENT INTO OUR ACTIVITIES TO ENSURE GROWTH AND IMPROVE THE QUALITY OF LIFE FOR PEOPLE



Environment

- ↗ ≈70% of waste is recycled.
- ↗ Green Office.
- ↗ Collection and disposal of expired medicines.
- ↗ Collection and disposal of used lamps and batteries.



Corporate Governance

- ↗ Ethical Standards:
 - Anti-Corruption Policy.
 - Contracting Parties Code.
 - Code of Business Ethics and Conduct.
 - Conflict of Interest Management Policy.
 - Ethical Guide.
- ↗ Comprehensive compliance training course.
- ↗ Permanent ethics committee.
- ↗ Big Four financial audits since 2008.
- ↗ Anti-corruption audit in 2022.



Social Aspects

- ↗ Aid with medications since the beginning of the full-scale invasion amounting to ≈ 7 M €*.
- ↗ Financial aid since the beginning of the full-scale invasion amounting to 2.3 M €*.
- ↗ More than 115 K €* raised through the corporate volunteer initiative "We Are Together".

DREAM EMPLOYER



RECOGNIZED EMPLOYER

Darnytsia is consistently among the best employers (according to Forbes Ukraine, NV & Odgers Berndtson, Delo.ua).



FAMILY-FRIENDLY COMPANY

We support employees and their families – from health programs to education for children.



CAREER GROWTH, DEVELOPMENT

More than 80% of employees annually upgrade their qualifications through internal, external, and international training.



SUPPORT FOR MOBILIZED PERSONNEL & VETERANS

A comprehensive reintegration and support program has been created and is operating for "Our Strong Ones".



EQUAL OPPORTUNITIES

We support equality and create an inclusive environment where everyone has the opportunity for growth. Women hold 40% of leadership positions.



STABILITY & LOYALTY

We offer a stable working environment – the average tenure of employees is over 7 years.

CONTACTS



info@darnytsia.ua



darnytsia.ua/en

